

ASECAP DAYS



MILANO 2024



Member of **HELLASTRON**



ORGANIZED BY



HOSTED BY



ASECAP DAYS



MILANO 2024

Weigh in motion applications at Egnatia Odos tollway

KONSTANTINOS KOUTSOUKOS

Transportation Engineer, M.S.C.E., M.A. Economics

CEO & Managing Director at Egnatia Odos S.A.

First Vice-President Asecap

ORGANIZED BY



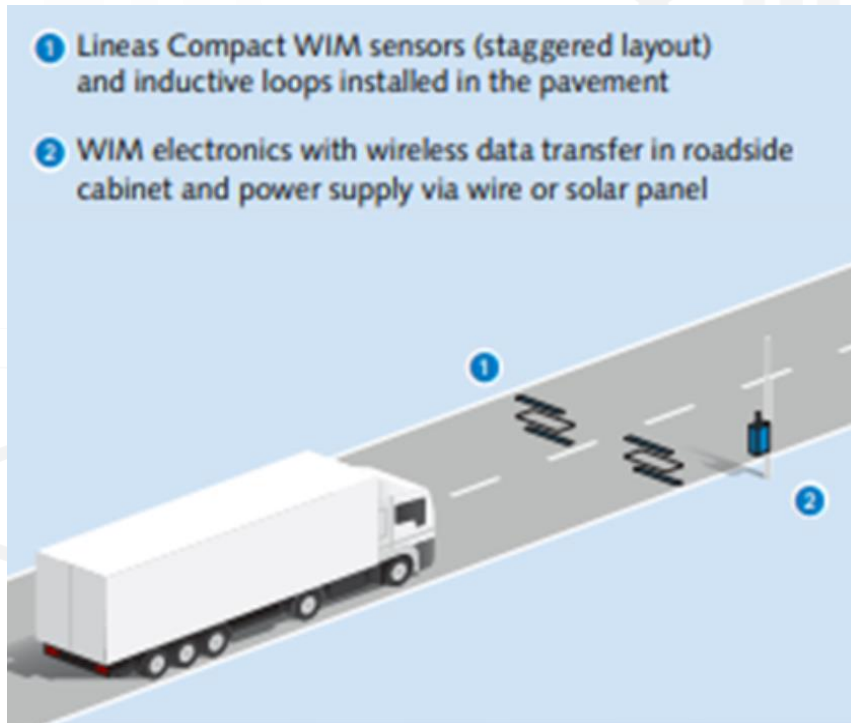
HOSTED BY



Technologies to control overweight vehicles at Egnatia odos tollway

- Improve road safety
- Protect pavement
- Support zero tolerant load posting of the vital motorway bridge

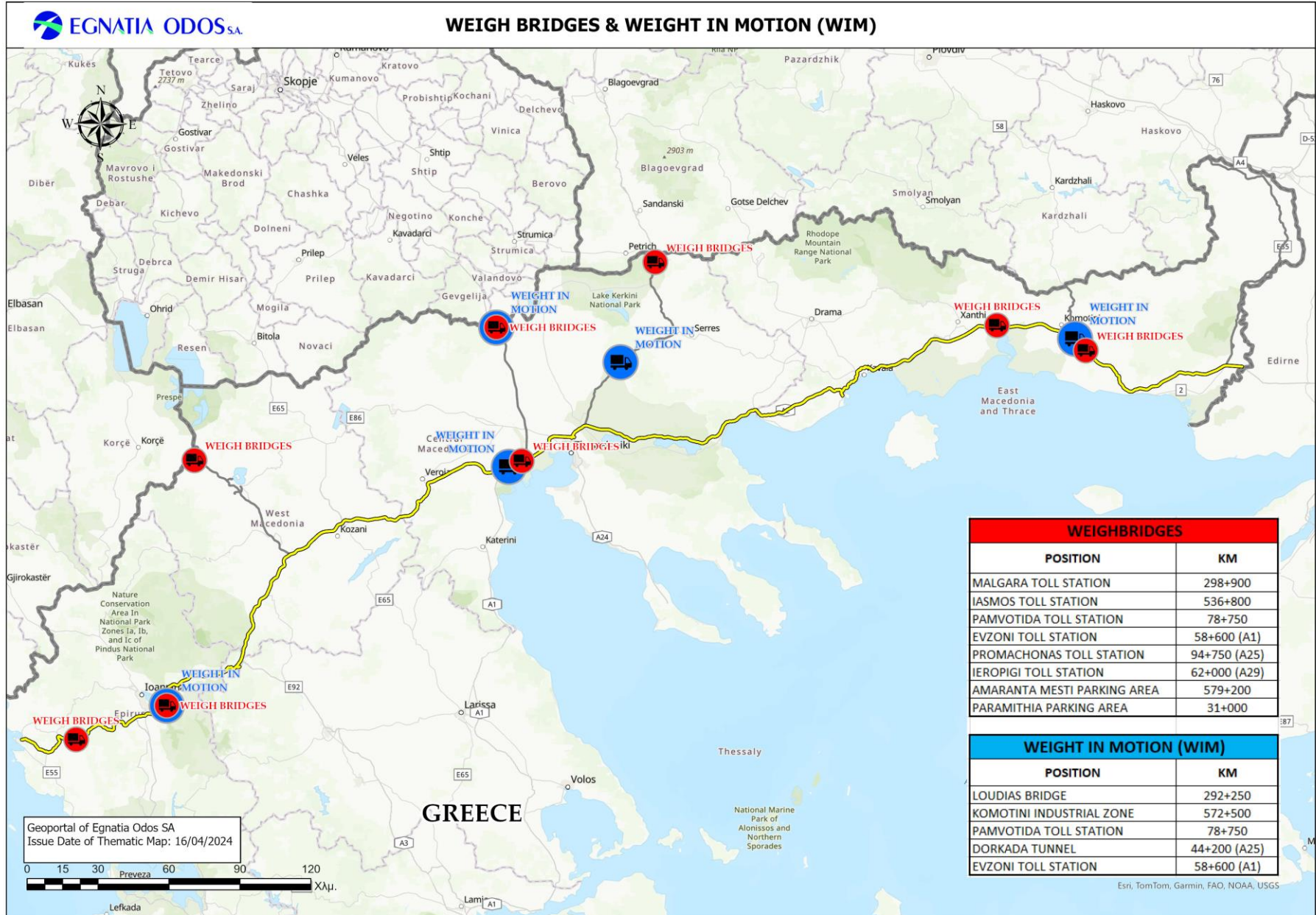
WEIGH IN MOTION TECHNOLOGY



STATIC TRUCK SCALE



Weighbridges & WIM locations at Egnatia tollway



WEIGHBRIDGES	
POSITION	KM
MALGARA TOLL STATION	298+900
IASMOS TOLL STATION	536+800
PAMVOTIDA TOLL STATION	78+750
EVZONI TOLL STATION	58+600 (A1)
PROMACHONAS TOLL STATION	94+750 (A25)
IEROPIGI TOLL STATION	62+000 (A29)
AMARANTA MESTI PARKING AREA	579+200
PARAMITHIA PARKING AREA	31+000

WEIGHT IN MOTION (WIM)	
POSITION	KM
LOUDIAS BRIDGE	292+250
KOMOTINI INDUSTRIAL ZONE	572+500
PAMVOTIDA TOLL STATION	78+750
DORKADA TUNNEL	44+200 (A25)
EVZONI TOLL STATION	58+600 (A1)



Legislation

- ◆ Permitted weigh limits for heavy vehicles: **40 tns** according to Directive 96/53/EU, 25/07/1996, (Greek Presidential decree ΠΔ 1161/77).



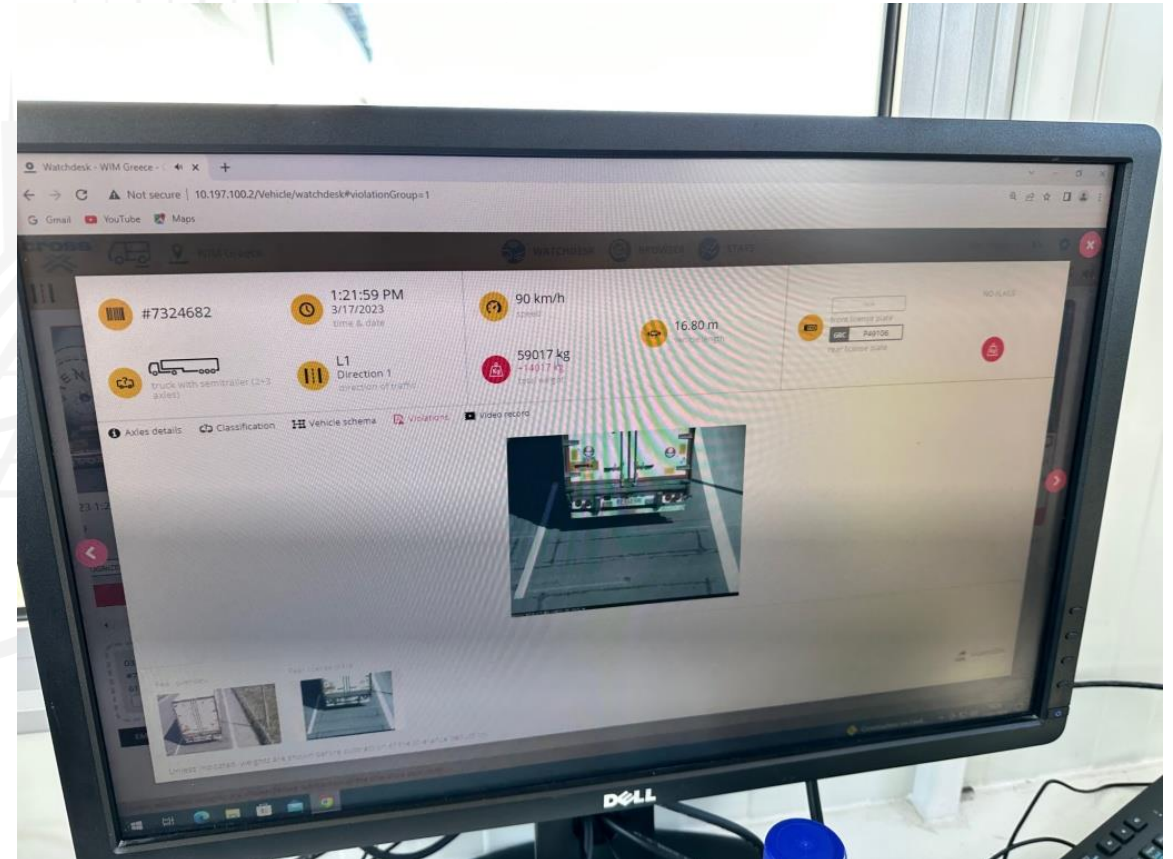
- ◆ New limits to **42 tns** according to Directive (EU) 2015/719 of the European Parliament and of the Council of 29 April 2015 variation (YA 65849/2732/15 (ΦΕΚ 63B/17.02.2016)).

Overweight fines, depending on the exceeding weight and responsibility

Overweight Percentage	Driver or Owner	Fine
3% - 5%	Driver	50 €
3% - 5%	Owner	100 €
5% -10%	Driver	150 €
5% -10%	Owner	350 €
5% -10%	Loading person	300 €
10% - 20%	Driver	350 €
10% - 20%	Owner	750 €
10% - 20%	Loading person	750 €
>20%	Driver	1.000 €
>20%	Owner	2.500 €
>20%	Loading person	1.000 €

Technologies to control the overweight vehicles at Egnatia odos tollway

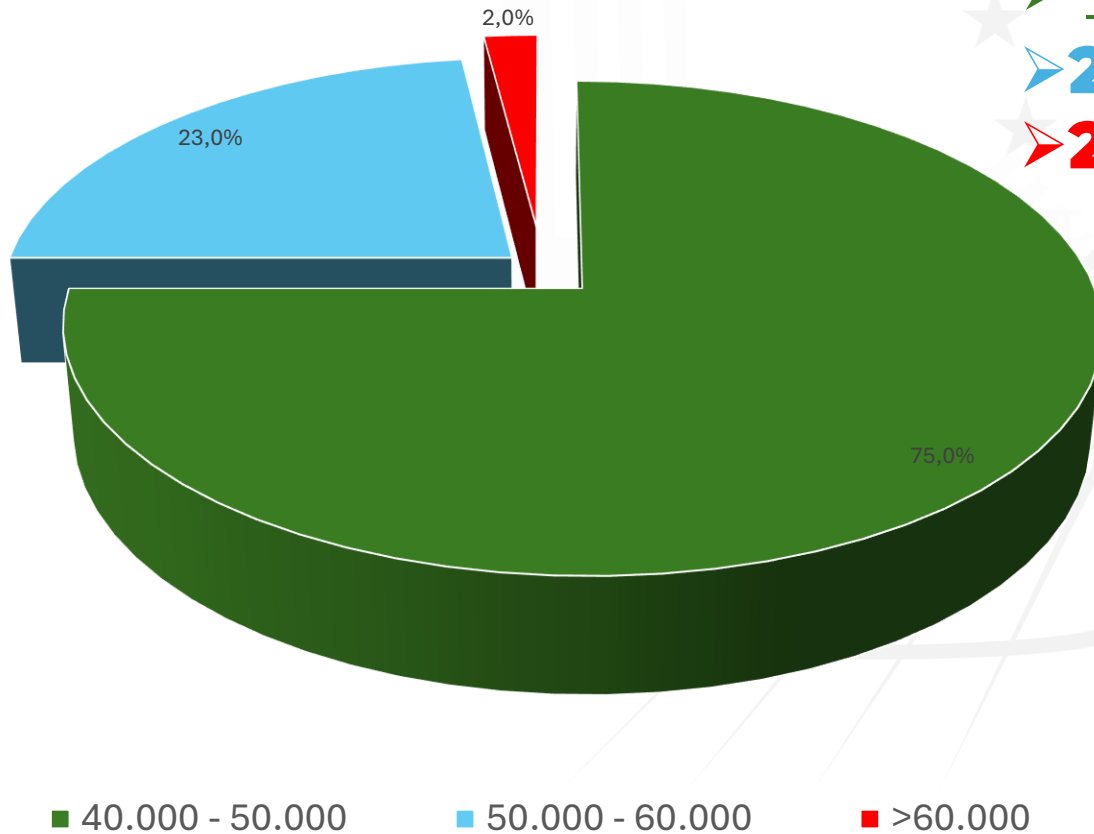
WEIGH IN MOTION TECHNOLOGY



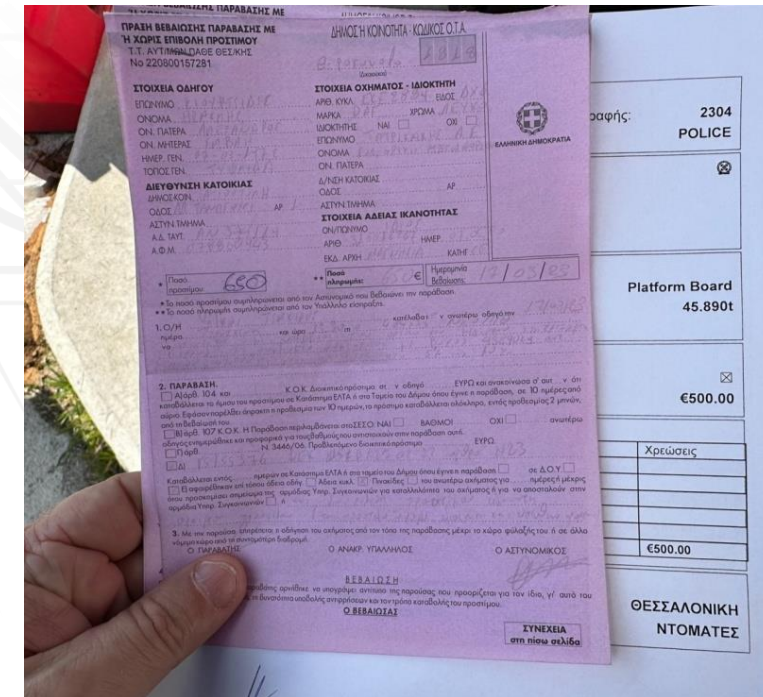
What have we found in one year.....

➤ **3,7% found overweight**

Percentage of overweight vehicles



- **75% between 40 tn and 50 tn**
- **23% between 50 tn and 60 tn**
- **2% over 60 tn**





Statistics and characteristics of Egnatia odos tollway

2023 Data	
EGNATIA ODOS (MAIN AXIS A2, VERTICAL AXES A29 & A25 & A1, AKTIO SUBMERGED TUNNEL)	
NETWORK INFORMATION	
Total Network Length	887,2
Length in Construction	0
Length in Operation	887,2
Number of service areas (equipped with petrol stations)	4
No. of tunnels (tubes) more than 500 m	67
Total Length of tunnels more than 500 m. each	84.218
Max length of tunnel more than 500m.	4.581
Single directional length of bridges longer than 100 m	46.717
Number of bridges operated by the members longer than 100 m	187
% of the network covered by traffic monitoring	35%
Number of truck parking slots	171
Number of junctions	91
TRAFFIC	
Total Annual Average Daily Traffic	11.332
Annual Average Daily Traffic - Light Vehicles	9.499
Annual Average Daily Traffic - Heavy Vehicles	1.834
Vehicle Kilometres travelled	3.670
TOLL	
Total number of toll stations	36
Number of mainline toll stations	19
Number of ramp toll stations	17
Total Number of Transactions including Escapes & Suspensions	88.398.039
Number of Escapes & Suspensions	1.613.290
Total number of toll transactions excluding Escapes & Suspensions	86.784.749
Number of toll transactions - light vehicles	72.262.199
Number of toll transactions - heavy vehicles	14.522.550
Number of MTC toll transactions	56.281.998
Number of ETC toll transactions	30.502.751
REVENUES	
Annual Toll Revenues	100,38
VAT	24%
Annual Toll Revenues from LV	61,29
Annual Toll Revenues from HV	39,09
Annual Toll Revenues from MTC	56,54
Annual Toll Revenues from ETC	43,84

Axios river Bridge

- Built in the 70's
- Composed by 27 spans – 30m each
- 780m length & 15,75 m width



ASECAP DAYS



MILANO 2024

**THANK
YOU**

GRAZIE



 **EGNATIA ODOS S.A.**

Member of  **HELLASTRON**



HOSTED BY

ORGANIZED BY



milanoserravalle
milanotangenziali

ASECAP