

**ASECAP DAYS**



**MILANO 2024**



ORGANIZED BY



HOSTED BY



**ASECAP DAYS**



**MILANO 2024**

# Leveraging the data of multiple motorways

**THE PATH TO OPERATIONAL EXCELLENCE**

ORGANIZED BY



HOSTED BY



Selected view  
Club coefficients[to read the ranking](#)[Filter by country](#)

2013/14

2020/21

2021/22

2022/23

2023/24

Pos 	Club	23/24 	Pts 	NA 
1	 <b>Man City</b> England	28.000	148.000	20.860
2	 <b>Bayern</b> Germany	28.000	144.000	17.124
3	 <b>Real Madrid</b> Spain	29.000	131.000	17.772
4	 <b>Paris</b> France	23.000	116.000	13.332
5	 <b>Liverpool</b> England	20.000	114.000	20.860
6	 <b>Inter</b> Italy	20.000	101.000	17.742
7	 <b>Roma</b> Italy	20.000	100.000	17.742
8	 <b>Leipzig</b> Germany	18.000	97.000	17.124
9	 <b>Chelsea</b> England	-	96.000	20.860
10	 <b>Dortmund</b> Germany	26.000	94.000	17.124



# HOW AM I PERFORMING?

**WHERE SHOULD I  
ALLOCATE MY  
RESOURCES TO  
IMPROVE?**



# Egis, a leading **road infrastructure** network

**4,200 km**  
used daily

by **2.4 million vehicles**  
and **93 km** of tunnels

€1 billion tolls

→ **29 operating companies** in  
+21 countries

→ **47 contracts** covering  
a wide range of activities

 operation  local office

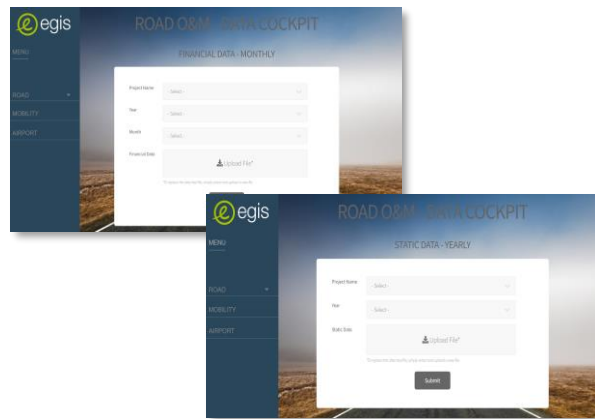


# Process

1

Data collection

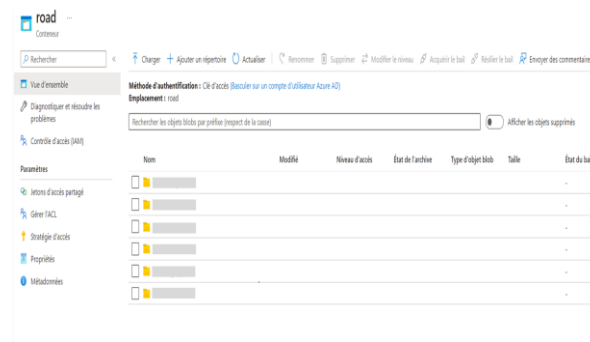
O&M Companies download monthly and yearly data on a webpage



2

Preprocessing & Storage

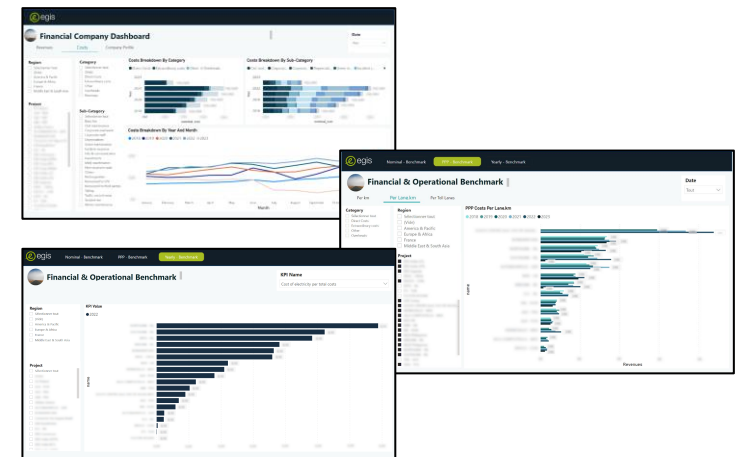
The Data Cockpit System homogenizes / stores / processes the data



3

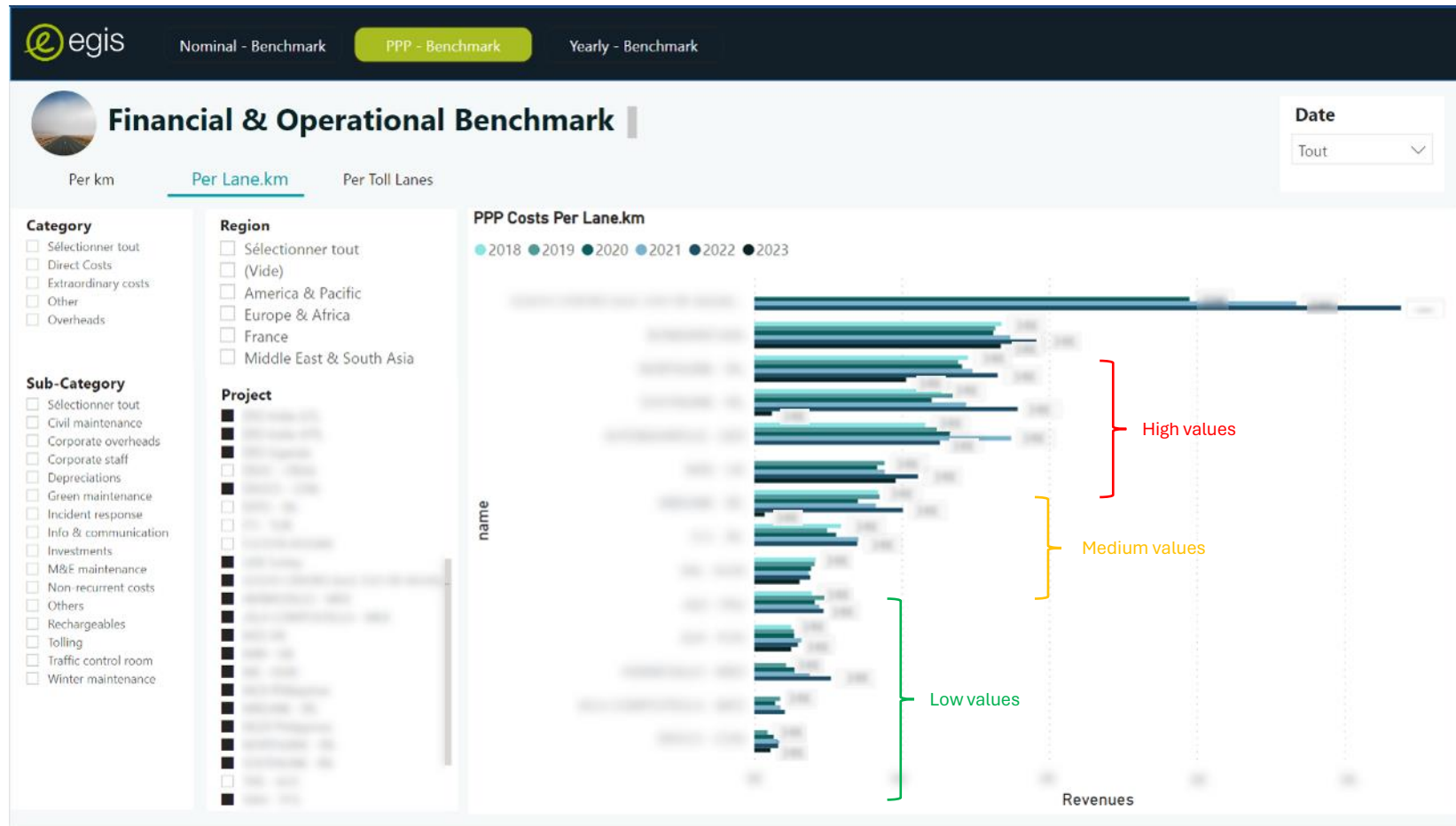
Outcome

Provision of relevant indicators & benchmarks



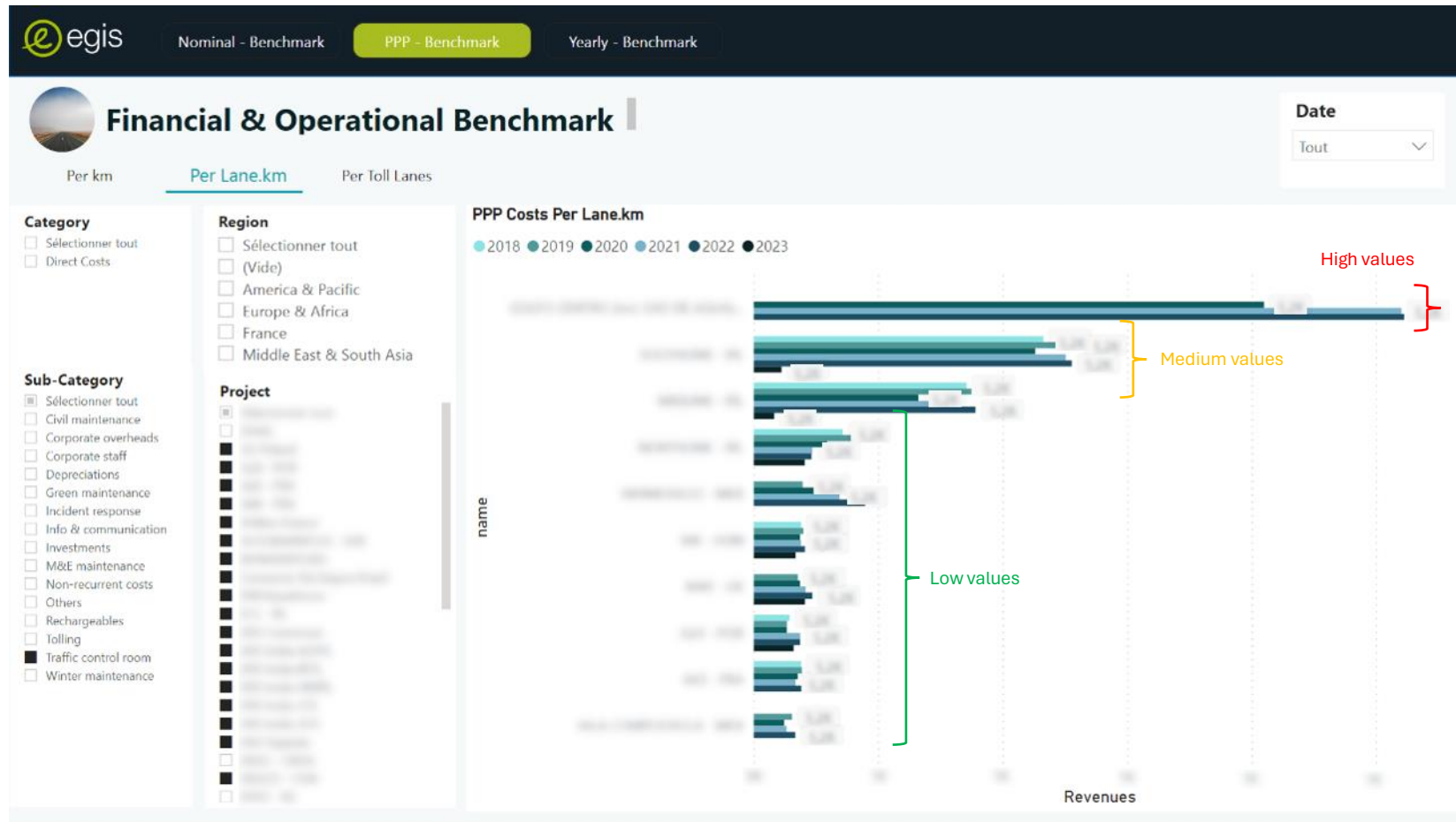


# Benchmarks of the O&M costs



Subject to contract/level of service/context, provides an idea of who are the high/low performers.

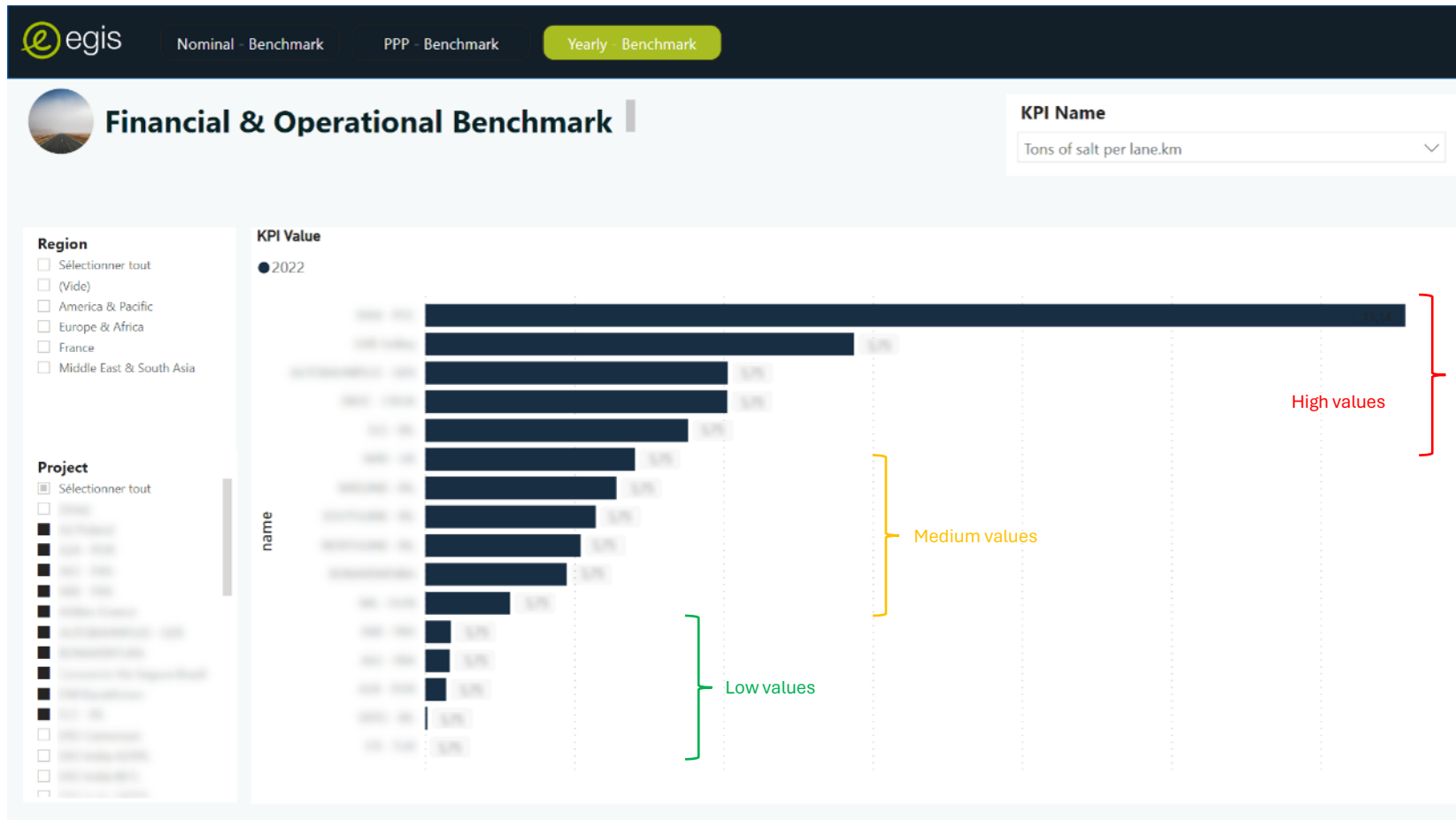
# Benchmarks of the Traffic Control Room Costs



Despite different contexts, some trends are visible



# Winter maintenance

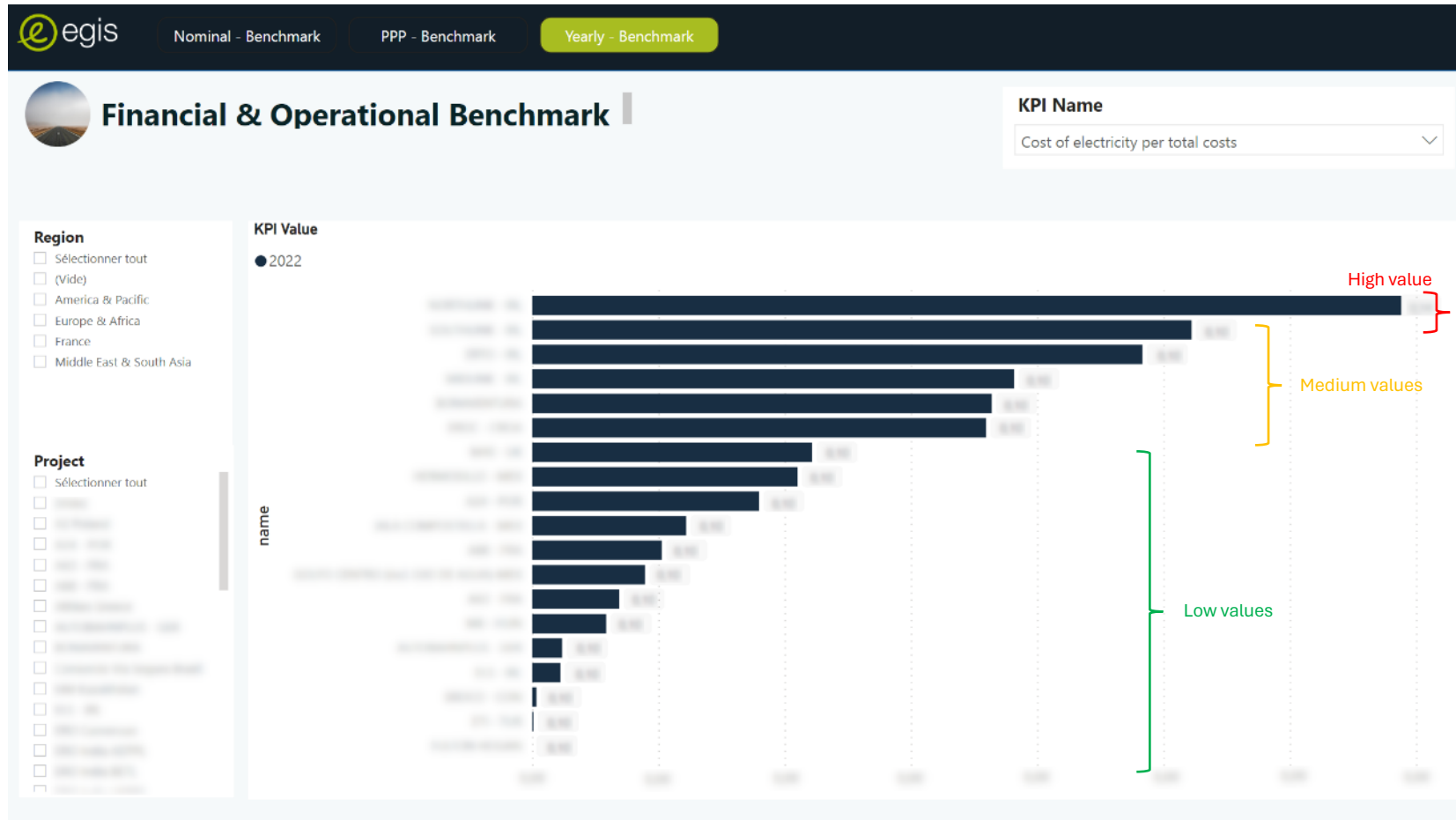


**Our teams of experts know where to focus for continuous improvement**

Where should our WM expert focus his work?

On the 1<sup>st</sup> company!

# Electricity cost

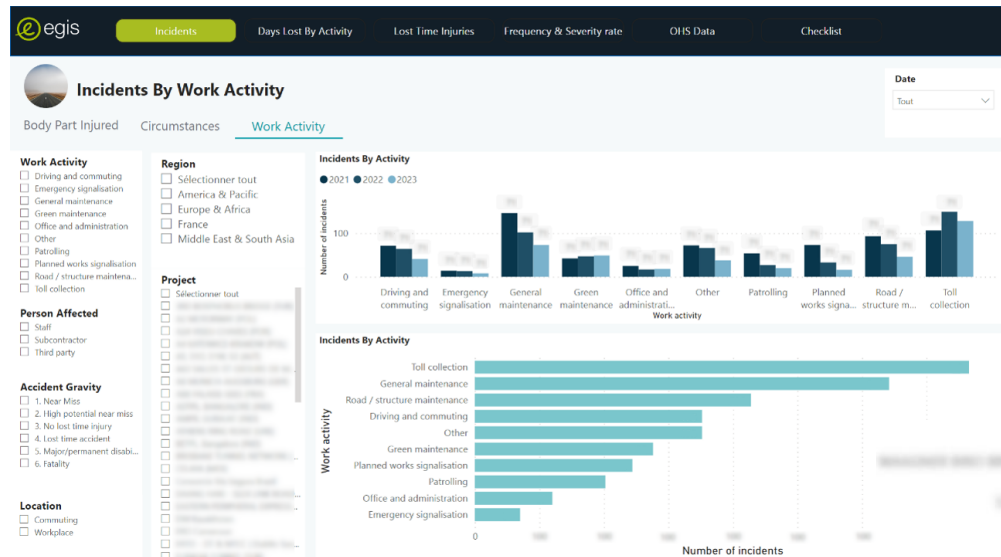


During the Energy crisis, this information would have been very useful!

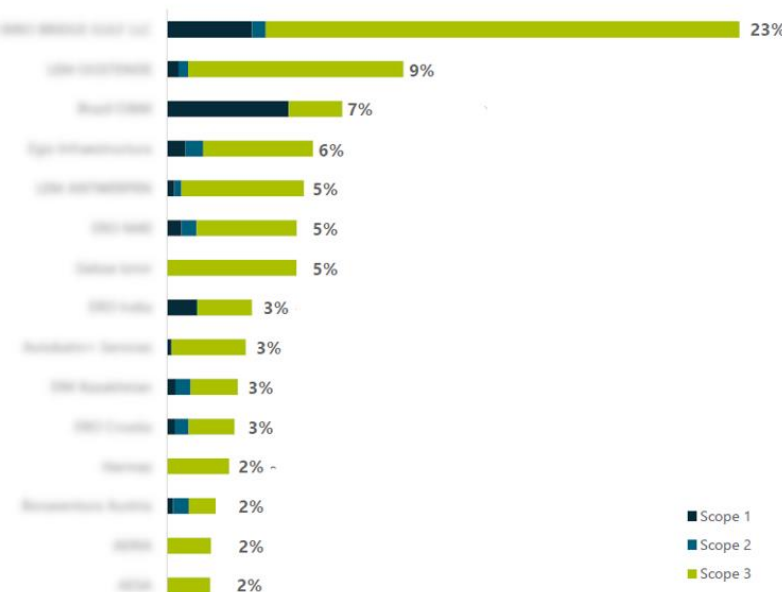
# And more !

## Occupational Health & Safety Benchmark

The Data cockpit fuels continuous improvement!



## ESG Benchmark



■ Scope 1  
■ Scope 2  
■ Scope 3

# Conclusion

- We have an enormous amount of data at our disposal. Let's make the most of it!
- Many clients : GMs, experts, Management
- To overcome technical & human challenges: show the added value of the benchmarks, involve key players and communicate!
- This project enables the identification of best practices and shows where to focus to have the greatest impact.

**ASECAP DAYS**



**MILANO 2024**

**THANK  
YOU**

**GRAZIE**

---

Richard LENGRAND  
richard.lengrand@egis-group.com  
+33 630060578



HOSTED BY



ORGANIZED BY

