



**European
Investment
Bank**

The EU bank



Financing new mobility needs and trends –
preparing the infrastructure of the future

Neil Valentine – Head of Strategic Roads Division

The EIB: the EU bank



- ▶ Natural financing partner for the EU institutions since 1958
- ▶ Around 90% of lending is within the EU
- ▶ Shareholders: 28 EU Member States


**Investing in
Europe's growth**

The EIB at a glance

- ▶ Largest multilateral lender and borrower in the world
 - ▶ We raise our funds on the international capital markets
 - ▶ We pass on favourable borrowing conditions to clients
- ▶ Some 450 projects each year in over 160 countries
- ▶ Headquartered in Luxembourg and has 40 local offices
- ▶ Around 3 000 staff:
 - ▶ Not only finance professionals, but also engineers, sector economists and socio-environmental experts
 - ▶ Almost 60 years of experience in financing projects

EIB Group financing in 2016: EUR 83.8bn

Signatures



Our priorities


Environment



EUR
 16.9bn

Infrastructure



EUR
 19.7bn


Innovation



EUR
 13.5bn

SMEs



EUR
 33.6bn

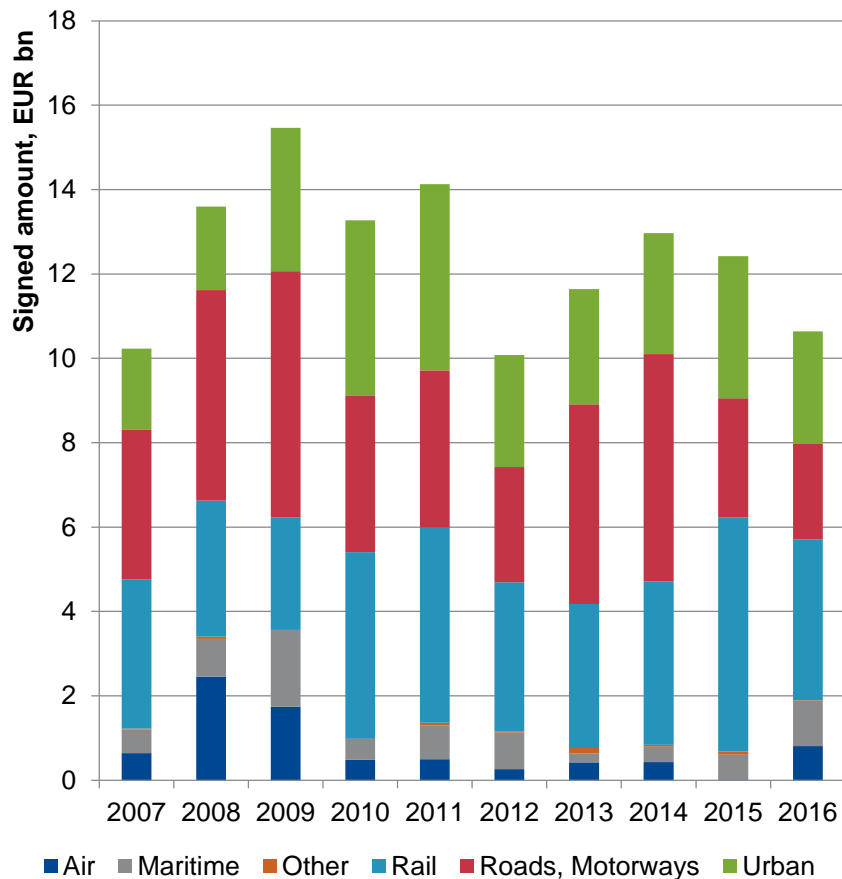
Climate finance pioneer

EUR **19** bn
for climate
in 2016

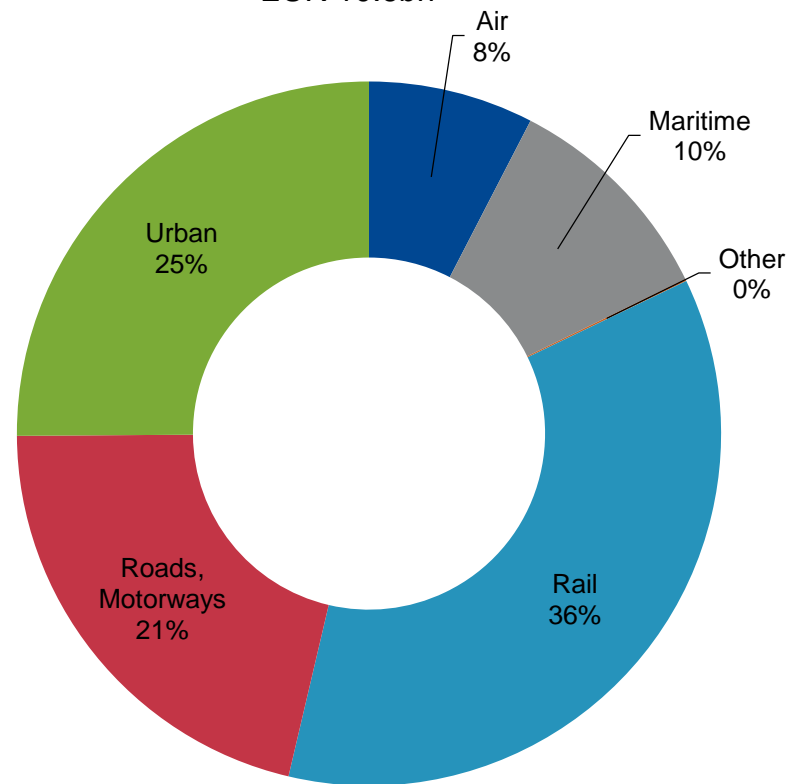
USD **100** bn
2016-2020

EIB Lending to Transport Sector 2007-2016

Transport operations signed in EU Member States (2007-2016)
EUR 124bn



Transport operations signed in EU Member States (2016)
EUR 10.6bn

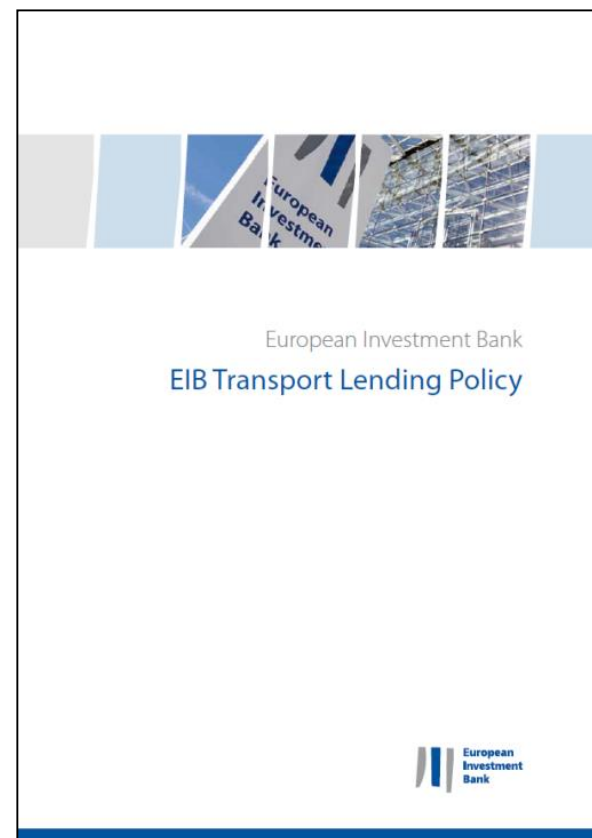


Recent EIB lending (signed operations) some EUR 70bn per year. On average, transport projects have constituted some **15%-20% of total lending.**

EIB Transport Lending Policy

11. *“...Projects must represent sound long term economic investments....”*

65. *“Railway projects can take a wide variety of forms: rehabilitation, upgrading or new construction of lines; electrification or new signalling and communication systems; railway stations or rolling stock yards; intermodal terminals...”*



Financial Products

Standard Loans

“Traditional” EIB lending instrument

Guaranteed basis

Represents the bulk of EIB’s lending volumes

Structured Finance and Financial Instruments

Expands the ability of EIB to provide financing

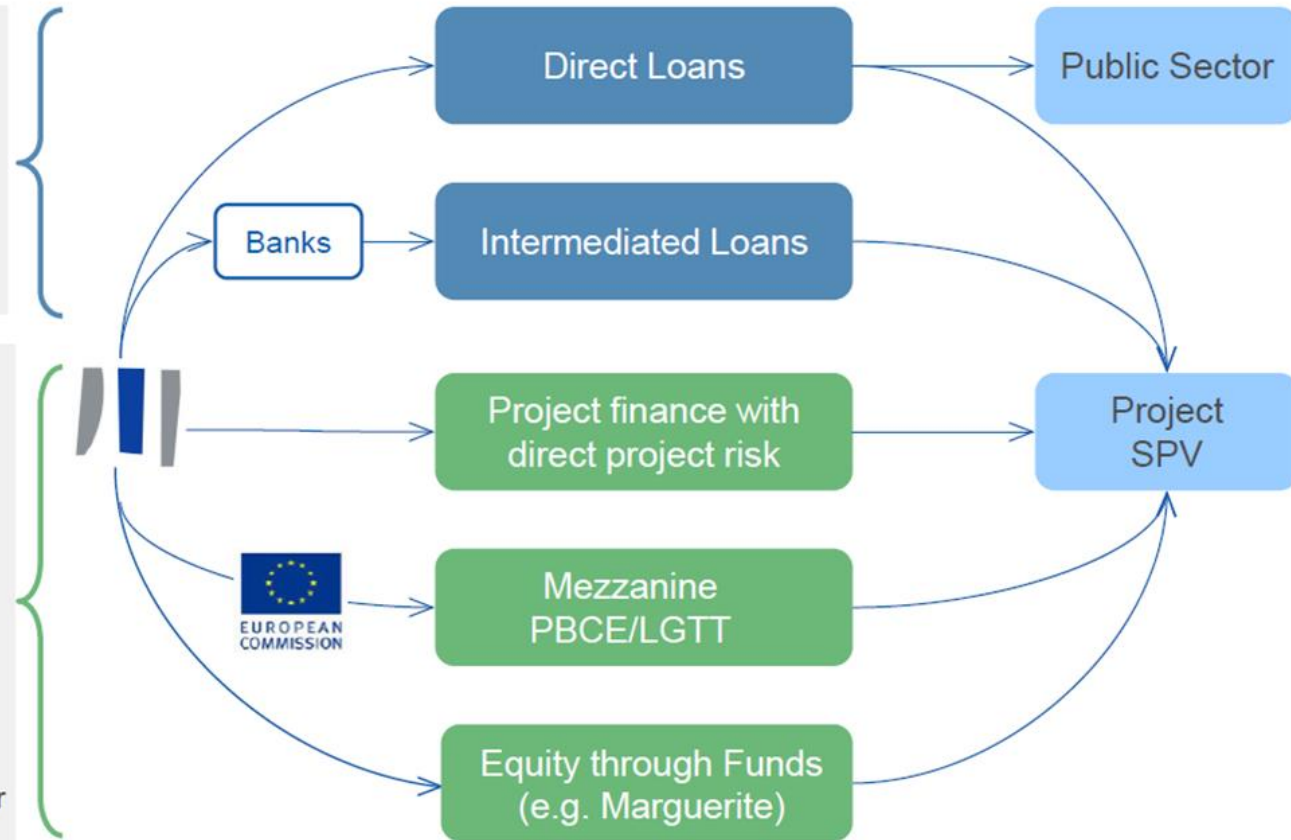
Allows lending to projects with a higher risk

Allows for more flexible financing solutions

Allows leveraging and efficient use of EC resources

Aims at facilitating greater private sector investment in long-term infrastructure financing

Aims at addressing market gaps and/or failures



EIB products

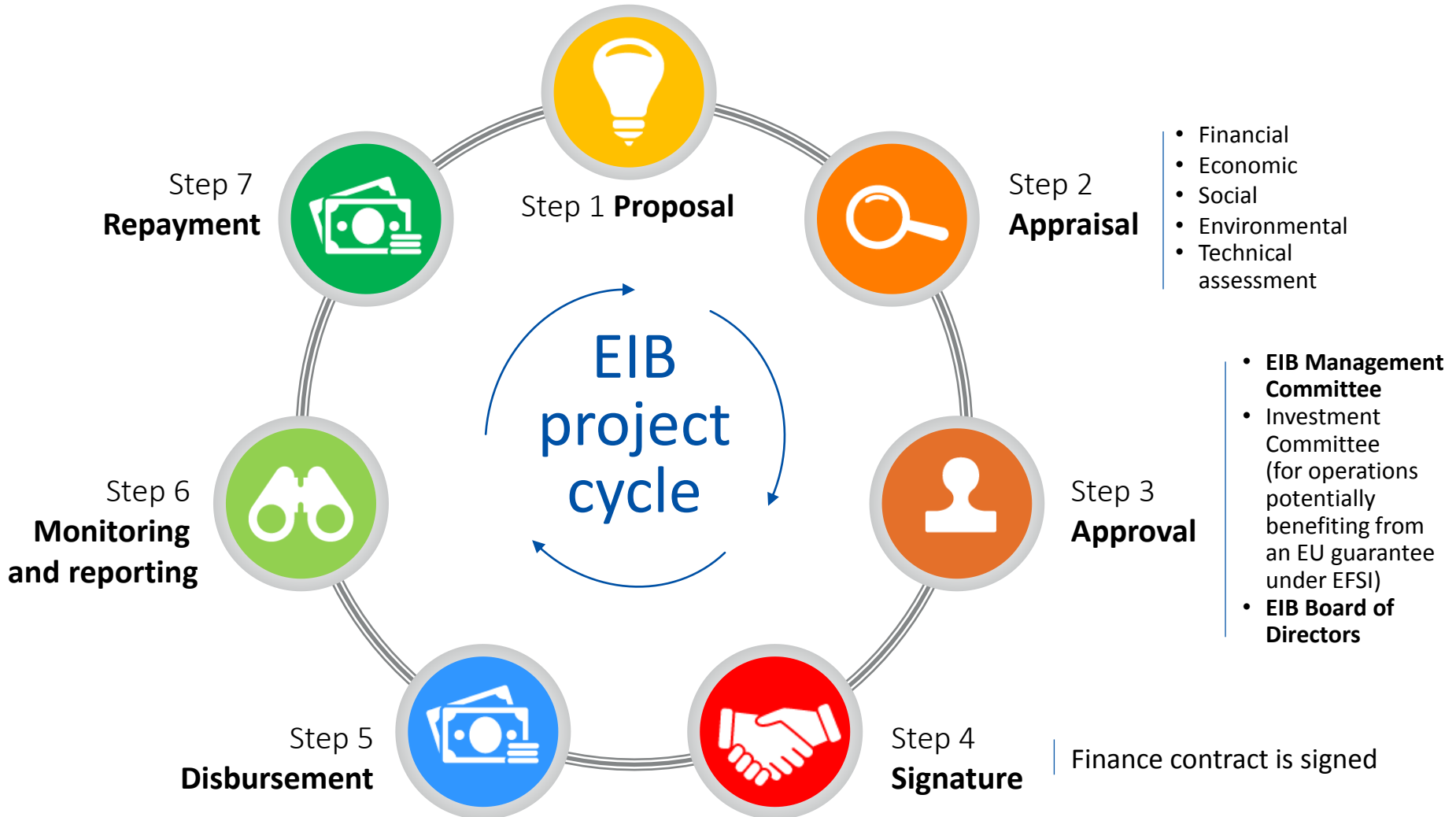
We help catalyse investment

LENDING	BLENDING	ADVISING
Loans But also:	Combining EIB finance with EU budget (CEF)	Prepare, evaluate and support the implementation of projects (JASPERS)
Guarantees (trade financing)	Higher risk projects for innovation (InnovFin)	Support for public/private partnerships (EPEC)
Equity participation		Provide grants for technical assistance (ELENA)

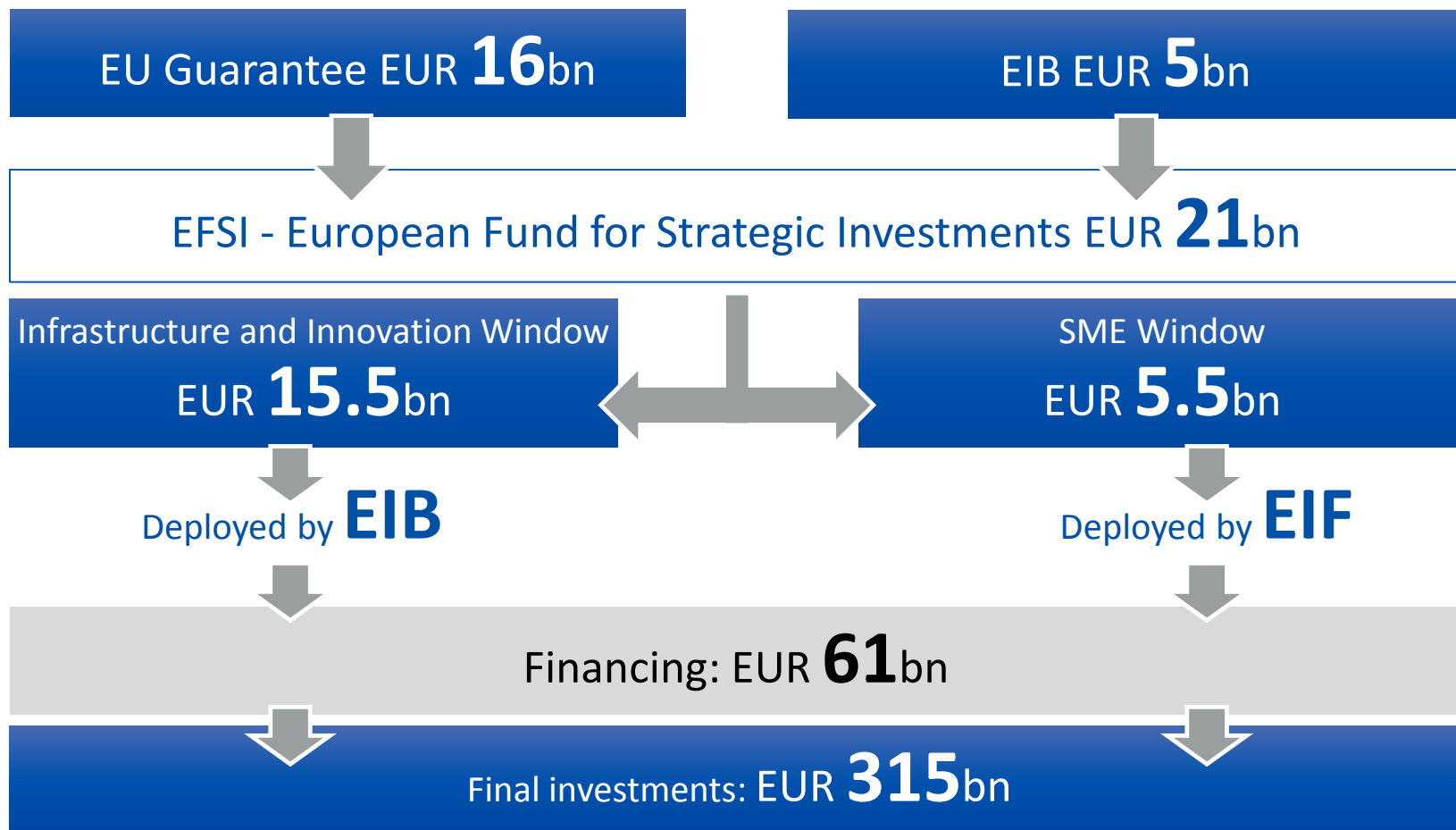
Attracting FUNDING for long-term growth

EIB project cycle

We support sound and sustainable projects



European Fund for Strategic Investments (EFSI)



European Fund for Strategic Investments to 2016

Approved
operations

422



EFSI financing
approved

EUR 30.2bn



Supporting total
investment of

EUR 164bn



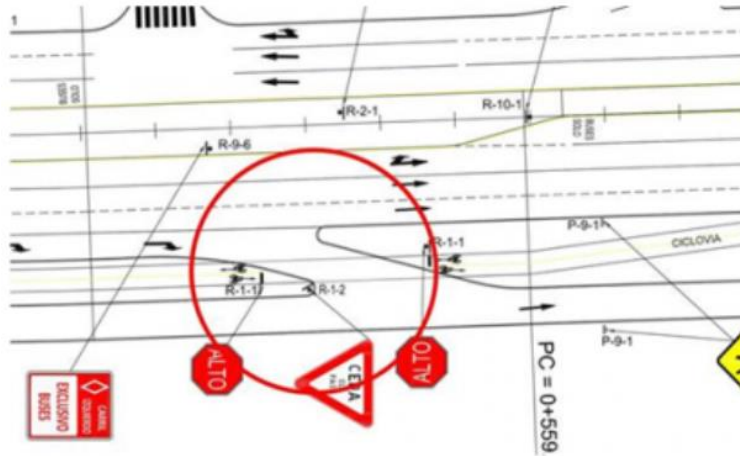
Intelligent Transport Systems



ROAD SAFETY

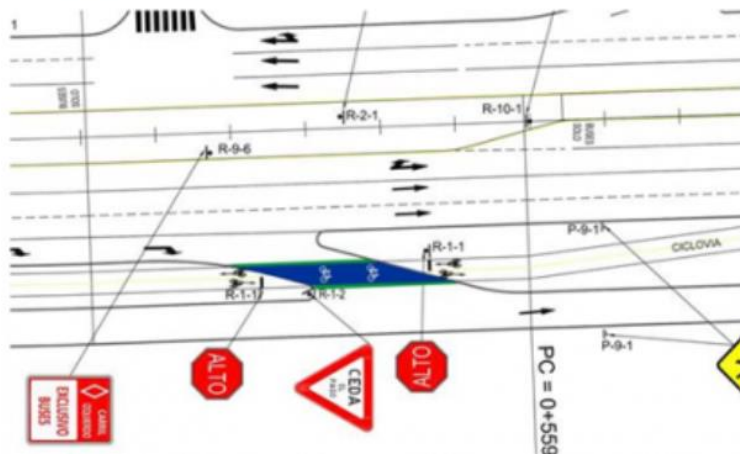
PROBLEM

Dynamic exit crossing a two-way bicycle path in urban area



RECOMMENDATION


Clear marking of the bicycle path



Maintenance+upgrading



Construction



Enviro upgrading



Thank you!

More information at: www.eib.org
info@eib.org

Tel.: +352 4379-22000

Notes

- ▶ All figures are unaudited and provisional
- ▶ [Slide 4] EIB Group total financing figure excludes a small overlap due to joint engagements on SMEs
- ▶ All images are property of the European Investment Bank. Their reuse is prohibited.

EIB financing since its foundation

